

Fig. 5

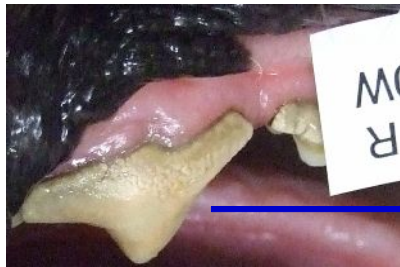
0 Wk

4 Wk

8 Wk

A.

IgY-GP Group,
Dog No. 2



PD : 3mm
TIS : 5



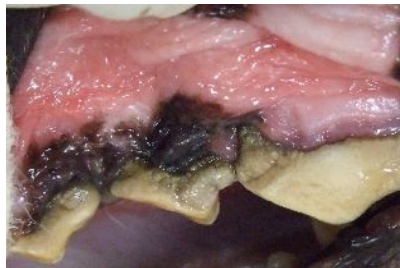
PD : 1 mm
TIS : 2



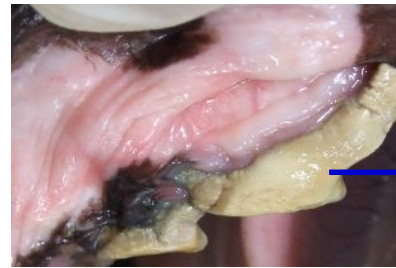
PD : 1 mm
TIS : 0

B.

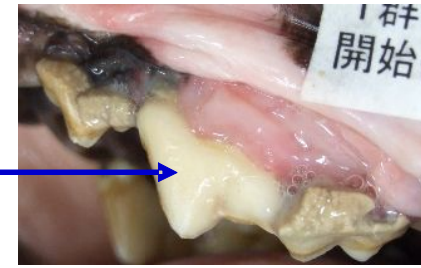
IgY-GP Group,
Dog No. 5



PD : 3mm
TIS : 8



PD : 3 mm
TIS : 2



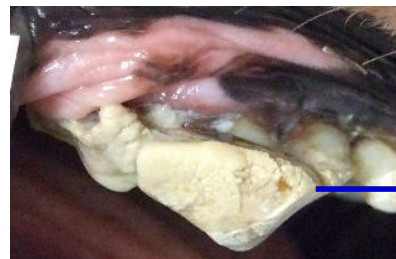
PD : 3 mm
TIS : 2

C.

IgY-GP Group,
Dog No. 7



PD : 5 mm
TIS : 9



PD : 4 mm
TIS : 2



PD : 4 mm
TIS : 4

PD: Pocket Depth

TIS: Total Inflammation Score